

















Rank	Competitor	Age	Club	RT	PTS	Result
1	 Darren Sisman	S14 19		0.70	851	1:57.19 Entry: 1:58.83 -1.64
	50m: 27.57 100m: 57.45 (29.88) 150m: 1:27.11 (29.66) 200m: 1:57.19 (30.08)					
2	 Daniel Smith	S19 17		0.64	774	2:04.14 S19 NZR Entry: 2:08.34 -4.20
	50m: 27.48 100m: 58.60 (31.12) 150m: 1:31.50 (32.90) 200m: 2:04.14 (32.64)					
3	 Riley Moore (V)	S10 23		0.77	691	2:09.46 Entry: 2:11.05 -1.59
	50m: 29.14 100m: 1:01.57 (32.43) 150m: 1:36.08 (34.51) 200m: 2:09.46 (33.38)					
4	 James Haydon	S14 19		0.71	624	2:09.98 Entry: 2:13.06 -3.08
	50m: 28.58 100m: 1:01.22 (32.64) 150m: 1:35.32 (34.10) 200m: 2:09.98 (34.66)					
5	 Ian Chen	S19 21		0.78	604	2:14.86 Entry: 2:18.48 -3.62
	50m: 30.93 100m: 1:05.90 (34.97) 150m: 1:41.18 (35.28) 200m: 2:14.86 (33.68)					
6	 David Beck	S14 29		0.80	565	2:14.30 Entry: 2:15.49 -1.19
	50m: 30.00 100m: 1:03.91 (33.91) 150m: 1:39.66 (35.75) 200m: 2:14.30 (34.64)					
7	 Jack Bugler	S14 23		0.73	548	2:15.69 Entry: 2:18.26 -2.57
	50m: 33.03 100m: 1:08.74 (35.71) 150m: 1:41.89 (33.15) 200m: 2:15.69 (33.80)					
8	 Matthew Kofoec	S18 22			447	3:20.75 Entry: 3:12.88 +7.87
	50m: 44.05 100m: 1:35.06 (51.01) 150m: 2:27.57 (52.51) 200m: 3:20.75 (53.18)					